



District Report Card: 2017


State: Assam	District: Udalguri
Class: 8	Subject: Language
Schools: 43	Students: 940


Participation/Coverage


Students

<div>GENDER</div> <div></div>	Boys		Girls	
	Number	%	Number	%
	461	49.04	479	50.96

<div>AREA</div> <div></div>	Rural		Urban	
	Number	%	Number	%
	856	91.06	84	8.94

<div>CATEGORY</div> <div></div>	SC		ST		OBC		GEN	
	Number	%	Number	%	Number	%	Number	%
	65	6.91	264	28.09	389	41.38	222	23.62

<div>CWSN</div> <div></div>	LD	VI	HI	S&LD	ID	Oth
	1	3	3	0	0	3

<div>Management</div> <div></div>	Government		Government-aided	
	Number	%	Number	%
	838	89.15	102	10.85

Average Performance of Students in Language (%)

Overall	Gender		Area		Management		Social Group			
	Male	Female	Rural	Urban	Govt.	Aided	SC	ST	OBC	GEN
51.39	51.28	51.50	50.90	56.43	49.46	67.25	48.62	48.51	51.77	54.95

Performance on Learning Outcomes (LOs)

Learning Outcomes	Description	Average Performance(%)
L813	Read textual/non-textual materials with comprehension and identifies the details, characters, main idea and sequence of ideas and events while reading	51.39

Range of Performance of Students who Answered Correctly							
Below 30%		30% - 50%		50% - 75%		Above 75%	
Number	%	Number	%	Number	%	Number	%
173	18.40	284	30.21	345	36.70	138	14.68

Lowest Performing Learning Outcomes (LOs)

1 - Read textual/non-textual materials with comprehension and identifies the details, characters, main idea and sequence of ideas and events while reading (51.39)